


EC8B

S E R I E S

10.8 - 15 WATT OPEN FRAME DC-DC CONVERTERS



Features

- 10.8-15W Isolated Output
- 2" x 1" Open Frame Design
- Regulated Outputs
- Efficiency to 87%
- BASIC Insulation
- Pi Input Filter
- Continuous Short Circuit Protection
- Remote On/Off Control

MODEL NUMBER	INPUT VOLTAGE	OUTPUT VOLTAGE	OUTPUT CURRENT		INPUT CURRENT		% EFF.	SIZE
			MIN.	MAX.	NO LOAD	FULL LOAD		
EC8B-24S18	18-36 VDC	1.8 VDC	0 mA	6000 mA	30 mA	542mA	83	2" x 1"
EC8B-24S25		2.5 VDC		6000 mA	30 mA	735mA	85	
EC8B-24S33		3.3 VDC		4500 mA	30 mA	720mA	86	
EC8B-24S05		5 VDC		3000 mA	40 mA	718mA	87	
EC8B-48S18	36-75 VDC	1.8 VDC	0 mA	6000 mA	30 mA	271mA	83	2" x 1"
EC8B-48S25		2.5 VDC		6000 mA	30 mA	364mA	86	
EC8B-48S33		3.3 VDC		4500 mA	30 mA	356mA	87	
EC8B-48S05		5 VDC		3000 mA	40 mA	360mA	87	

NOTE: 1. Nominal Input Voltage 24 or 48VDC

Specifications

INPUT SPECIFICATIONS:

Input Voltage Range.....	24V.....18-36V	48V.....36-75V
Undervoltage lockout	24Vin Power Up.....17V	Power Down.....15.5V
	48Vin Power Up.....34V	Power Down.....32.5V
Input Filter	PI Type	
Positive Logic Remote on/off Control :		
Logic Compatibility.....	CMOS or Open Collector TTL	
Module ON.....	>+5.5VDC or Open Circuit	
Module OFF.....	<1.8VDC	

OUTPUT SPECIFICATIONS:

Voltage Accuracy.....	±1.0% max.
Transient Response :25% Step Load Change.....	<500µ sec.
Ripple and Noise, 20MHz BW ³	75mV p-p max.
Temperature Coefficient.....	±0.03%/C max.
Short Circuit Protection.....	Continuous
Line Regulation ¹	±0.2% max.
Load Regulation ²	±1.0% max.
Over Voltage Protection.....	Zener or TVS Clamp
External Trim Adj. Range.....	±10%

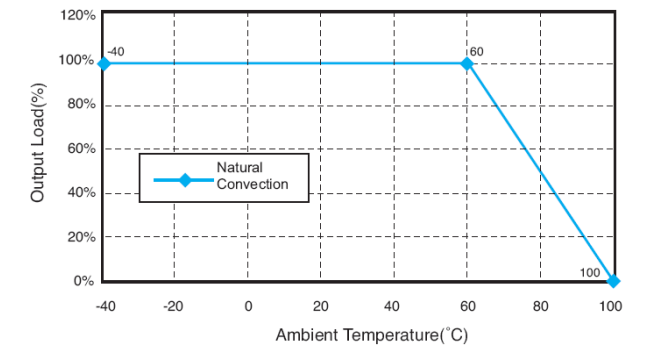
GENERAL SPECIFICATIONS:

Efficiency.....	See Table
Isolation Voltage.....	1500 VDC min.
Isolation Resistance	10 ⁹ Ohms min.
Switching Frequency	350KHz Typ.
Over Temperature Protection.....	120°C Typ.
Operating Ambient Temperature Range.....	-40°C to +85°C
Derating, Above 60°C	Linearly to Zero Power at +100°C
Storage Temperature Range	-40°C to +120°C
Cooling.....	Natural Convection
Dimensions.....	2.00 x 1.00 x 0.40 inches (50.8 x 25.4 x 10.2 mm)
Material.....	Non-Potted, Open Frame Type
Weight.....	12.6g

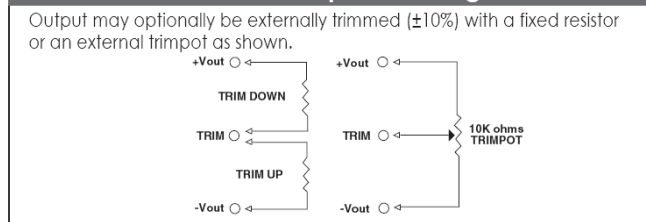
NOTE:

1. Measured From High Line to Low Line
2. Measured From Full Load to Min. Load
3. The output noise is measured with 4.7µf tantalum capacitor and 0.1µf ceramic capacitor across output.

EC8B Series Derating Curve



External Output Trimming

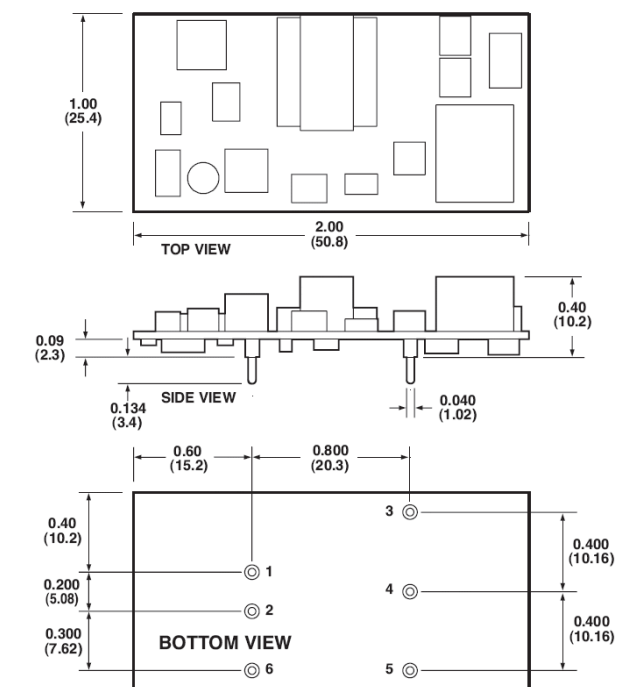


PIN CONNECTION

Pin	Function
1	+V Input
2	-V Input
3	+V Output
4	Trim
5	-V Output
6	Remote ON/OFF

CASE B

All Dimensions In Inches(mm)
Tolerance Inches: .xx= ±.04, .xxx= ±.010
Millimeters: .xx= ±1.0, .xxx= ±0.25



All Specifications Typical At Nominal Line, Full Load and 25°C Unless Otherwise Noted.