


FXP550 Lead acid charger series

550 Watt Switched Mode

Features:

- High reliability
- U Channel construction
- Float charge @ 2.25V/cell
- Constant current / voltage charge
- Available with filtered IEC Inlet
- Thermal protection as standard
- Internal ORing diode to prevent battery discharge



310 x 127 x 70mm

Description: The FXP550 single output float charger series offers high performance charging coupled with active power factor correction and universal mains input as standard. U channel design makes this product highly versatile for applications where height is limited. Features include optional screw terminal or filtered IEC inlet, output connection via M6 studs or screw terminals, remote output sense, inhibit / enable control, current share for parallel use and mains power fail.

Specification:

Input

Input range : 90-264Vac
 Frequency range : 47-63Hz
 Earth leakage : 2.5mA typical @ 264Vac
 Inrush current : <30A@ peak input volts
 Power Factor : >0.98 typical @ 230Vac EN61000-3-2 Class D
 Hold up time : 20ms from 90-240V @ full load
 Input fuse: F8AHRC

Output

Output voltages / currents : see table (custom available)
 Voltage adjustment : +/- 5%
 Initial setting : 0.5%
 Load regulation : <1%
 Line regulation : <0.1% over input range
 Ripple and noise: 0.2%RMS, 1% peak DC - 30MHz
 Transient deviation : 5% for 50% load variation
 Transient time : 2mS
 Over voltage protection : 115 - 125% of output voltage
 Over current protection : Constant current limiting >100%
 Output power : 550W fan cooled
 Temperature coefficient :0.02%/°C
 Shock and vibration : Meets MIL-STD-810F
 Safety cover : Fitted as standard

Options

Inhibit / Enable control Remote sense
 Mains powerfail signal Output / charger OK signal
 Current share for parallel use Low battery disconnect signal
 Minimum current detect signal
 Battery temperature compensation @ 0.2% $V_{out}/^{\circ}C$
 Boost charge at 2.4V/cell (reduce to float charge @80%)
 Input connection via 9mm screw terminals or IEC
 Output connections via 9mm screw or M6 studs
 60 way D-type connection also available for output

Outputs

FXP550-06 : 6.75V / 81.5A	FXP550-36 : 40.5V / 13.6A	FXP550-96 : 108V / 5.1A
FXP550-12 : 13.5V / 40.7A	FXP550-48 : 54V / 10.2A	FXP550-120 : 135V / 4.1A
FXP550-24 : 27.6V / 20.3A	FXP550-60 : 67.5V / 8.1A	FXP550-240 : 270V / 2.03A

General

Efficiency: 80% typical
 MTBF: >100,000 hrs to MIL-STD-217F @ 25°C
 Dielectric strength:
 4.25Kvdc input to Output
 2.25Kvdc input to Earth
 500Vdc output to Earth
 Connections: 0.375" Beau screw terminals or M6 studs (custom loom optional)

Environmental

Operating Temperature:
 0°C to +70°C De-rate at 2.5% /°C above 50°C
 (Low temp. versions available)
 Storage Temperature:
 -25°C to + 85°C
 (Low temp. versions available)
 Operating humidity:
 0 to 95% RH non-condensing

Safety & EMC

Isolation, input to earth : 2.5kVdc, >2.5mm
 Isolation, input to output : 4.25KVdc, >6.4mm
 Isolation, output to earth : 500Vdc
 (unless commoned)
 Units designed to meet: EN60950, UL60950, CSA
 22.2 No. 950 & 234
 Emissions designed to meet: EN55022-B (conducted)
 EN55022-A (radiated)

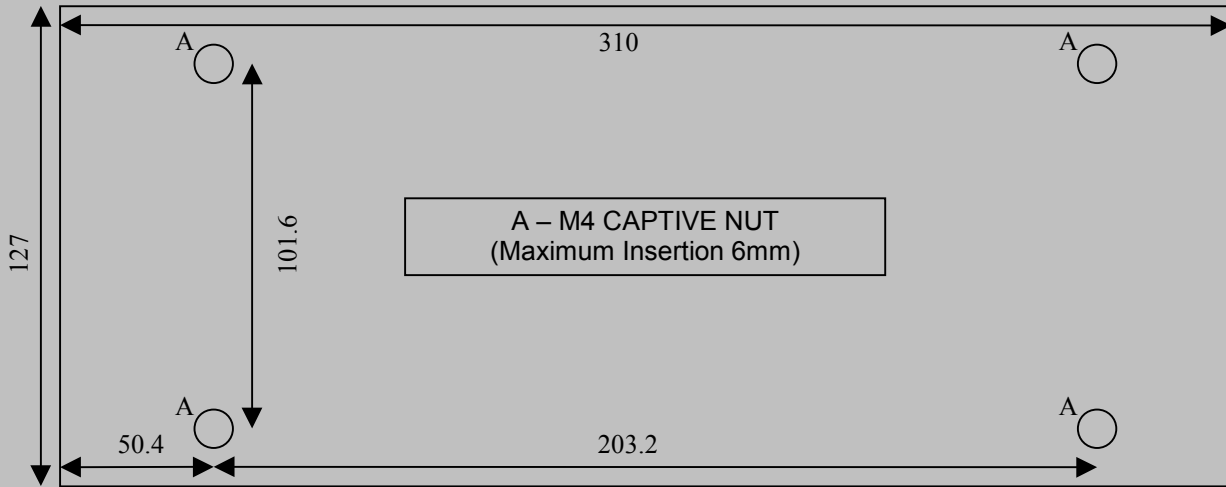
Immunity designed to meet:

EN61000-4-2 (ESD)
 EN61000-4-3 (RAD)
 EN61000-4-4 (FAST TRANS)
 EN61000-4-5 (SURGE)
 EN61000-4-6 (CONDUCTED)
 EN61000-4-8 (MAGNETIC)
 EN61000-4-11 (VOLTAGE DIPS & FLUCTUATIONS)
 EN61000-3-2 (MAINS HARMONICS)
 EN61000-3-3 (VOLTAGE FLUCTUATIONS)

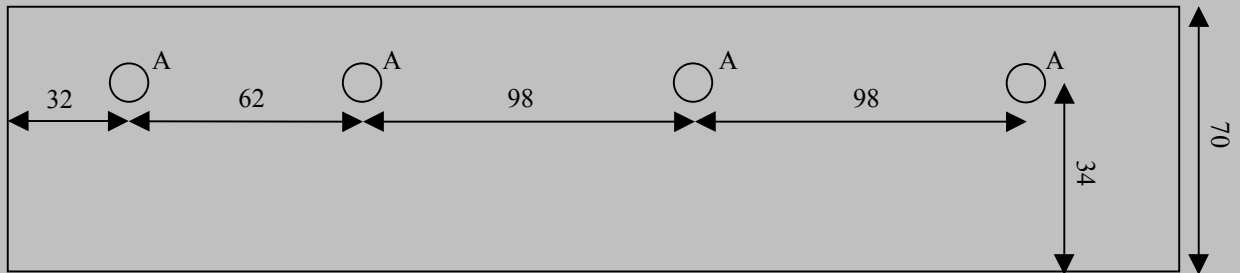
FXP550 Series

Mechanical Details and Connections


BOTTOM VIEW



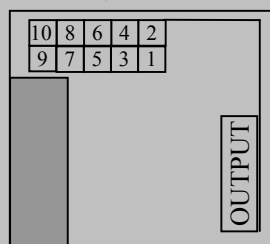
SIDE VIEW



TOP VIEW



CONNECTOR DETAIL



1. INHIBIT
2. O/P I LEVEL DETECT
3. UV DETECT
4. SIGNAL 0V
5. SIGNAL 0V
6. SIGNAL 0V
7. CHARGER OUTPUT OK
8. PF
9. OVP
10. TEMP. COMPENSATION

For other options contact sales