


FXP800 Lead acid charger series

800 Watt Switched Mode

Features:

- Universal mains input (90-264Vac)
- Low profile - High density format
- Thermal protection as standard
- Active PFC to EN61000-3-2 class D
- Conforms to International safety regulations
- Optional 19" Rack (1U/4U Available) or chassis mount



Low Profile: 347x127x49.5 (1U optional)

Description: The FXP800 series offers a high performance / high efficiency battery charging source for numerous applications which may require a higher backup autonomy than usual. It's low profile make it particularly ideal for applications where space is critical. A host of standard options are available including temperature compensation and custom options are available where required (contact sales).

The product is fully designed to meet the international safety requirements of UL60950, CSA22.2 no 950 & 234 and EN60950 and CE marked to LVD.

Specification:

Input

Input voltage : 90 – 264ac
 Input freq. : 47 – 63Hz
 Inrush current : < 30A (230Vac)
 Earth Leakage : <2.5mA
 PFC : > 0.98 to EN61000-3-2 class D

Output

Output voltage / currents: see table (custom available)
 Adjustment : ± 5%
 Line regulation : ± 0.02%
 Load regulation : ± 1%
 Hold up time : 10mSecs from 220V full load
 Minimum load : Not required
 Dynamic reg. : 1% for 25% load change
 Ripple & noise : 0.2% RMS, 1% pk to pk (DC – 30MHz)
 Overload Protection : Electronic protection >110% constant I.
 Over voltage protection : 115 – 125% crowbar cycle mains to reset
 Temperature coefficient : 0.02%/°C
 Max power : 800W
 Thermal protection : Internal thermostat shuts down unit if internal rating exceeded
 Cooling : Via 2 * 40mm end fans

Options

Front Panel for 19" rack applications (1U or 4U)
 Battery temperature compensation @ 0.2% Vout / °C
 Enable or inhibit (HI or LO as required)
 DC output OK signal via volt free relay
 Mains powerfail : Provides TTL compatible 5mS warning
 Active current Share: Provides 60:40% maximum share ratio
 Internal series ORing diode for hot-swap applications
 Voltage or current programming control:
 (0-5Vdc or 0-10Vdc available) ± 1% accuracy
 Current monitor signal: (0-5Vdc or 0-10Vdc @ 0 – full load. ± 1% accuracy)
 10Vdc @ 1mA internal ref. supplied
 Low battery disconnect signal (@<1.75V/cell)

Models available

	FXP800-36: 40.5V / 19.7A	FXP800-96: 108V / 7.4A
	FXP800-48: 54V / 14.8A	FXP800-120: 135V / 5.9A
FXP800-24: 27.6V / 29A	FXP800-60: 67.5V / 11.9A	FXP800-240: 270V / 2.96A

General

Efficiency: 80% typical
 MTBF: >100,000 hrs to MIL217F @ 25°C
 Dielectric strength:
 4.25Kvdc input to Output
 2.25Kvdc input to Earth
 500Vdc output to Earth
 Connections: 0.375" Beau screw terminals as standard - H15 DIN 41612 or M6 studs optional
 Signals: 10 Way IDC header

Environmental

Operating Temperature:
 0°C to +70°C De-rate at 2.5% /°C above 50°C
 (Low temp. versions available)
 Storage Temperature:
 -25°C to + 85°C
 (Low temp. versions available)
 Operating humidity:
 0 to 95% RH non-condensing

Safety & EMC

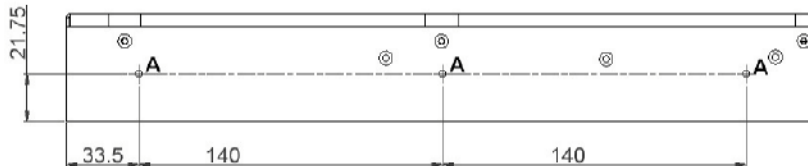
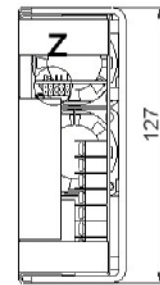
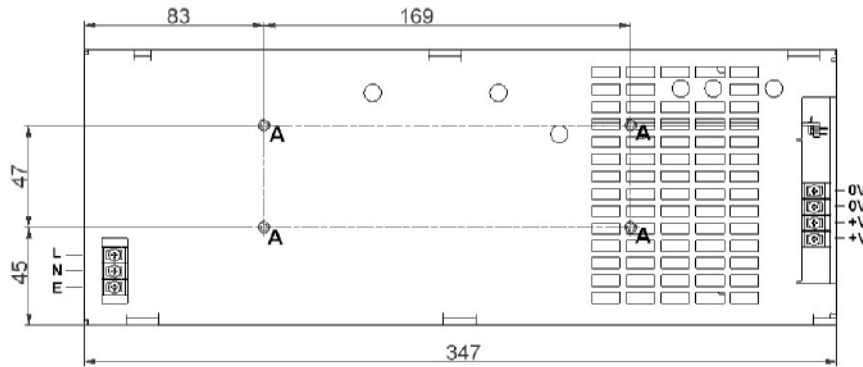
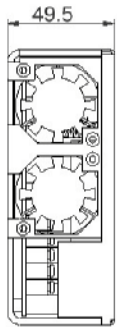
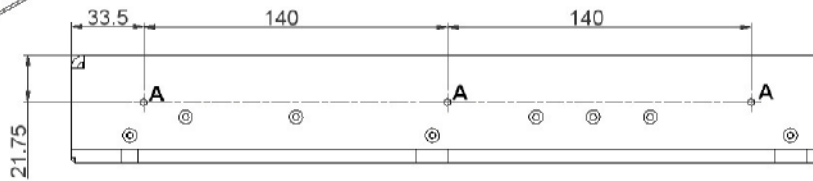
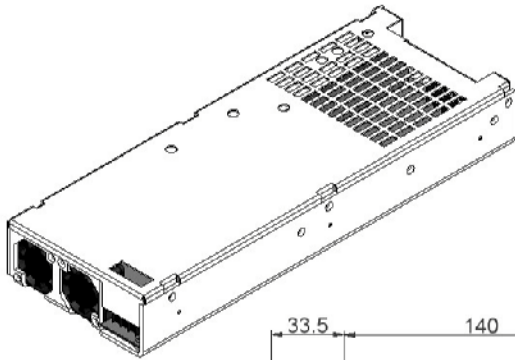
Isolation, input to earth : 2.5kVdc, >2.5mm
 Isolation, input to output : 4.25KVdc, >6.4mm
 Isolation, output to earth : 500Vdc
 (unless commoned)
 Units designed to meet: EN60950, UL60950, CSA 22.2 No. 950 & 234
 Emissions designed to meet: EN55022-B (conducted)
 EN55022-A (radiated)

Immunity designed to meet:

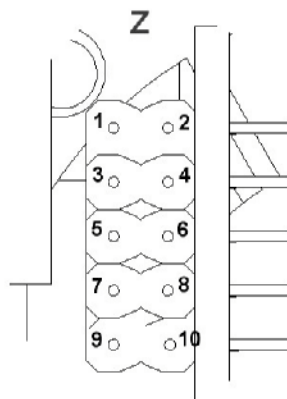
EN61000-4-2 (ESD)
 EN61000-4-3 (RAD)
 EN61000-4-4 (FAST TRANS)
 EN61000-4-5 (SURGE)
 EN61000-4-6 (CONDUCTED)
 EN61000-4-8 (MAGNETIC)
 EN61000-4-11 (VOLTAGE DIPS & FLUCTUATIONS)
 EN61000-3-2 (MAINS HARMONICS)

FXP800 SERIES

Mechanical Details and Connections



A = 13x M3 BUSH



PIN	DESCRIPTION
1	TEMP COMP (1)
2	I SHARE
3	CHARGER FAIL N/O
4	0V
5	CHARGER FAIL COM
6	N/C
7	CHARGER FAIL N/C
8	POWERFAIL-TTL
9	N/C
10	TEMP COMP (2)