

# RK-6W Series



6W 4:1 Regulated Single & Dual output

## Features

- Wide 4:1 Input Range
- Full SMD Technology
- 1500 VDC Isolation, Up to 3500 VDC
- Continuous Short Circuit Protection
- Efficiency up to 82%
- -25 ~ 85°C Operating Temperature
- Plastic Case Standard, Optional Metal Case



The RK series is a family of cost effective 6W single & dual output DC-DC converters. These converters combine Plastic case in a 24-pin DIL package with high performance features such as 1500 VDC ~ 3500VDC input/output isolation voltage, continuous short circuit protection with automatic restart and tight line / load regulation. Devices are encapsulated using flame retardant resin. Input voltages of 24 and 48 with output voltage of 12, 15,  $\pm 12$  and  $\pm 15$  Vdc. High performance features include high efficiency operation up to 82% and output voltage accuracy of  $\pm 1\%$  maximum.

All specifications typical at Ta=25°C, nominal input voltage and full load unless otherwise specified

OUTPUT SPECIFICATIONS	
Voltage accuracy	$\pm 1\%$
Line regulation	$\pm 0.5\%$
Load regulation	$\pm 0.5\%$
Ripple & noise(20 MHz bandwidth)(1)	60mV pk-pk
Short circuit protection	Continuous
Temperature coefficient	$\pm 0.02\%/^{\circ}\text{C}$
Capacitor load(2)	See table

INPUT SPECIFICATIONS	
Voltage Range	See table
Max. Input Current	See table
No-Load Input Current	See table
Input Filter	PI Type
Input Reflected Ripple Current(3)	35mA pk-pk

GENERAL SPECIFICATIONS	
Efficiency	See table, typ
I/O Isolation Voltage(3 sec)	
Input/Output	1500~3500Vdc
Metal Case/Input & Output	1000Vdc
I/O Isolation Capacitance	500 pF Typ.
I/O Isolation Resistance	1000M Ohm
Switching Frequency	100~400kHz
Humidity	95% rel H
Reliability Calculated MTBF(MIL-HDBK-217 F)	>2.199 Mhrs
Safety Standard : (designed to meet)	IEC 60950-1:2001

PHYSICAL SPECIFICATIONS	
Case Material	Non-conductive Black Plastic(UL94V-0 rated)
	Nickel-coated Copper
Base Material	Non-conductive Black Plastic(UL94V-0 rated)
Pin Material	$\varnothing 0.5\text{mm}$ Brass Solder-coated
Potting Material	Epoxy (UL94V-0 rated)
Weight	12.5g(Plastic Case)/15.0g(Metal Case)
Dimensions	1.25"x0.8"x0.4"

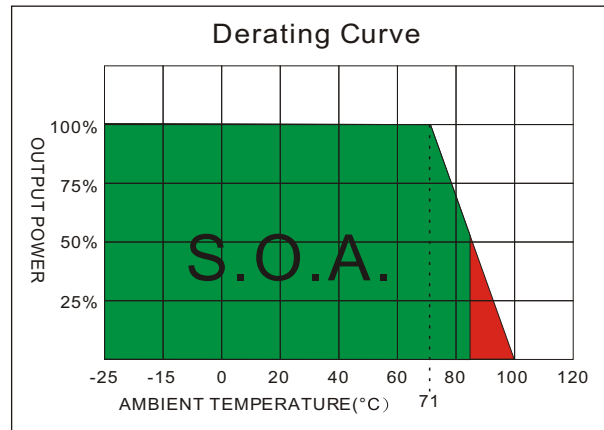
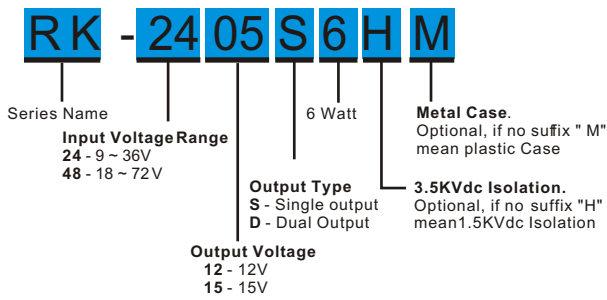
ENVIRONMENT SPECIFICATIONS	
Operating Temperature	-25°C~85°C(See Derating Curve)
	-25°C~71°C(For 100% load)
Maximum Case Temperature	100°C
Storage Temperature	-40°C~125°C
Cooling	Nature Convection

ABSOLUTE MAXIMUM RATINGS(4)	
These are stress ratings. Exposure of devices to any of these conditions may adversely affect long-term reliability.	
Input Voltage(100ms)	
24 Modes	-0.7~40 Vdc
48 Modes	-0.7~80 Vdc
Lead Soldering Temperature	260°C
(1.5mm from case 10sec.)	

The information and specifications contained in this data sheet are believed to be correct at time of publication. However, MOTIEN Technologies accepts no responsibility for consequences arising from printing errors or inaccuracies. Specifications are subject to change without notice. No rights under any patent accompany the sale of any such product(s) or information contained herein.

# RK - 6W 4:1 Regulated Single & Dual output

## PART NUMBER STRUCTURE



## MODEL SELECTION GUIDE

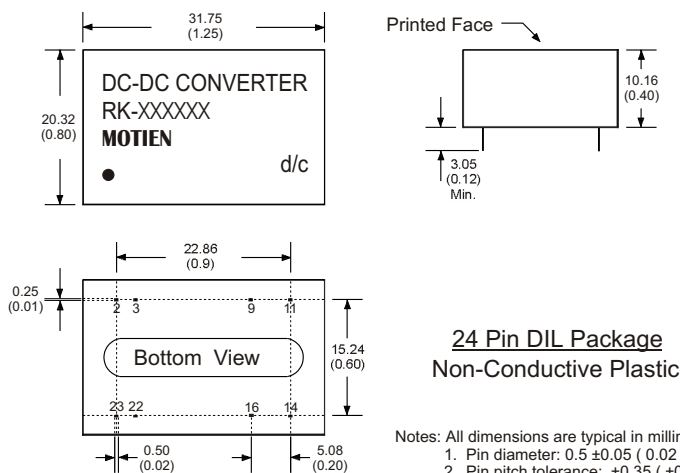
MODEL NUMBER	INPUT Voltage Range (Vdc)	INPUT Current		OUTPUT Voltage (Vdc)	OUTPUT Current		EFFICIENCY @FL(%)	Capacitor Load(uF)
		No-Load (mA)	Full Load (mA)		Min. load (mA)	Full load (mA)		
RK-2412S6	9-36	20	305	12	125	500	82	470
RK-2415S6	9-36	20	313	15	100	400	80	330
RK-2412D6	9-36	20	309	±12	±63	±250	81	±100
RK-2415D6	9-36	20	313	±15	±50	±200	80	±68
RK-4812S6	18-72	15	161	12	125	500	78	470
RK-4815S6	18-72	15	161	15	100	400	78	330
RK-4812D6	18-72	15	161	±12	±63	±250	78	±100
RK-4815D6	18-72	15	167	±15	±50	±200	75	±68

Suffix "H" means 3.5KVdc isolation  
 Suffix "M" means Metal Case instead of standard Plastic case

## NOTE

1. Typical value at nominal input voltage and full load.
2. Test by nominal input voltage and constant resistor load.
3. Measured Input reflected ripple current with a simulated source inductance of 12uH.
4. Exceeding the absolute ratings of the unit could cause damage. It is not allowed for continuous operating.
5. Operation under no-load conditions will not damage these devices, however they may not meet all listed specifications.
6. It's necessary to add minimum capacitor in output for some models, please check single model datasheet for detail value.

## MECHANICAL SPECIFICATIONS



Notes: All dimensions are typical in millimeters ( inches ).  
 1. Pin diameter: 0.5 ±0.05 ( 0.02 ±0.002 )  
 2. Pin pitch tolerance: ±0.35 ( ±0.014 )  
 3. Case Tolerance: ±0.5 ( ±0.02 )

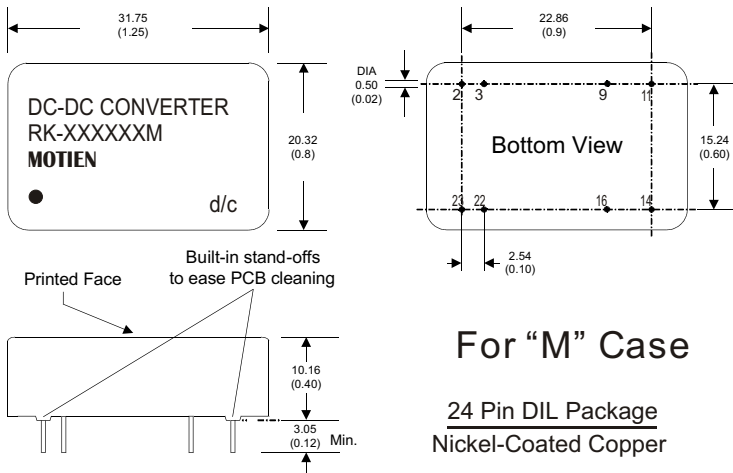
PIN CONNECTIONS		
PIN NUMBER	SINGLE	DUAL
2	-V Input	-V Input
3	-V Input	-V Input
9	N.P.	Common
11	N.C.	-V Output
14	+V Output	+V Output
16	-V Output	Common
22	+V Input	+V Input
23	+V Input	+V Input

(The Pin Connection of high isolation one is the same with normal one.)

The models listed above is just for standard type. If you need the special specification product, please contact our service member by telephone presented in shortform cover or e-mail to : sales@motien.com.tw

# RK - 6W 4:1 Regulated Single & Dual output

## MECHANICAL SPECIFICATIONS



Notes: All dimensions are typical in millimeters ( inches ).  
 1. Pin diameter:  $0.5 \pm 0.05$  (  $0.02 \pm 0.002$  )  
 2. Pin pitch tolerance:  $\pm 0.35$  (  $\pm 0.014$  )  
 3. Case Tolerance:  $\pm 0.5$  (  $\pm 0.02$  )

PIN CONNECTIONS		
PIN NUMBER	SINGLE	DUAL
2	-V Input	-V Input
3	-V Input	-V Input
9	N.P.	Common
11	N.C.	-V Output
14	+V Output	+V Output
16	-V Output	Common
22	+V Input	+V Input
23	+V Input	+V Input

(The Pin Connection of high isolation one is the same with normal one.)